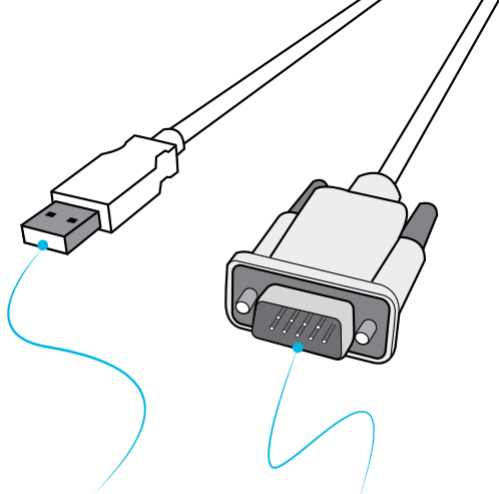


CB-FTDI

SABRENT

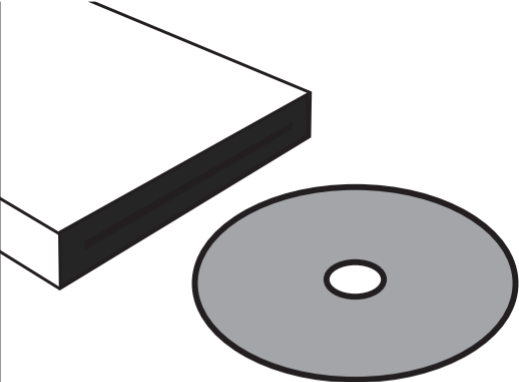


**Sabrent USB 2.0 to Serial (9-Pin)  
RS-232 Converter Cable**



USB 2.0 Port

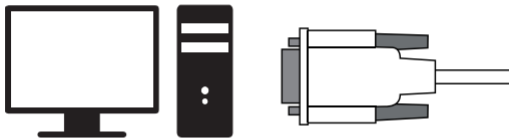
RS-232  
Serial Port



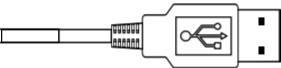
1.

Install driver from driver CD, if your computer doesn't have a CD/DVD drive, you can visit

**<https://www.sabrent.com/downloads/>**  
to download latest the driver.



2. Plug RS-232 Serial Port end of adapter into appropriate port on computer or laptop.



3.

Plug USB end of adapter into appropriate port on devices including: phones, PDAs, digital cameras, modems, and ISDN terminal adapters.